


# Cross Flow Fill Media



## Cross Flow Media


- Integral Louvers
- Integral Drift Eliminators



**BXF-75**

### BXF Fill Kits


W-12 x D-24 x Height  
5 Degree Angle Cut  
10 Degree Angle Cut  
Sheet thickness  
10 Mil & 15 Mil  
P.V.C.



**XF-FSD**

### Fill Support Deck

Heavy Duty Plastic



**IDE-351  
IAL-352**

### Integral Fill Packs

W-12 x D-12 X Height  
5 Degree Angle Cut  
10 Degree Angle Cut  
Sheet thickness  
10 Mil & 15 Mil  
P.V.C.

## **B.A.C.**

### SERIES

1500 / 3000  
33000 / CFT  
Pritchard



**MF-355**

### Cross Flow Fill Pack

W-12 x D-12 x Height  
5 Degree Angle Cut  
10 Degree Angle Cut  
Sheet thickness  
10 Mil & 15 Mil  
P.V.C.

## **Marley**

### SERIES

NC / Sigma  
Aqua Tower